

# CTP Manufacturing

“Your Cooling Tower Parts Specialist”



## COOLING TOWER REPLACEMENT PARTS



**1-800-875-7996**

**CTP Manufacturing is the leader in offering the highest quality cooling tower products at competitive prices.**

**We distribute and manufacture PVC fill media kits, drift eliminators, air inlet louvers, mechanical assemblies and many other cooling tower parts.**

**Founded in 1975, we take pride in our extensive knowledge of cooling tower parts and supplies. We realize our customer are a key component to our success and we're dedicated to ensuring your satisfaction.**

**Our dedicated customer service operators are ready to send you a quick and accurate quote.**



**1-800-875-7996**

# TABLE OF CONTENTS

| <u>FILL MEDIA</u> | PAGE | <u>FILL MEDIA</u>        | PAGE |                      |      |
|-------------------|------|--------------------------|------|----------------------|------|
| XF-75             | 4    | WIRE MESH                | 12   | GEAR REDUCERS        | 19   |
| XF-75IL           | 4    | ACCU-GRID 1              | 2    | DRIVE SHAFT          | 19   |
| XF-75 SUPPORT     | 5    | ILLUSTRATION             | 13   | COUPLINGS            | 19   |
| XF75FID           | 4    | <u>DRIFT ELIMINATORS</u> |      | HUDSON FANS          | 20   |
| CF-1900           | 6    | EL-100                   | 14   | FLOAT VALVES         | 20   |
| CF-1900-MA        | 6    | DE-120                   | 14   | NOZZLES              | 20   |
| CF-1200           | 6    | DE-97                    | 14   | MOTORS               | 21   |
| ILLUSTRATION      | 7    | DE-80                    | 15   | PUMPS                | 21   |
| VF-3800           | 8    | XF-75 MAX                | 15   | VIBRATION SWITCH     | 21   |
| VF-19 PLUS        | 8    | CF-80 MAX                | 15   | <u>MISCELLANEOUS</u> | PAGE |
| OF-21-MA          | 8    | CF-150 MAX               | 16   | LUMBER               | 22   |
| CF-3000           | 9    | XF-80 MAX                | 16   | FAN STACK            | 22   |
| ILLUSTRATION      | 9    | OPTI-WAVE                | 16   | FLOW CONTROL VALVE   | 22   |
| KELLY BAR         | 10   | <u>AIR INLET LOUVERS</u> |      | FASTENERS            | 23   |
| V- BAR            | 10   | CL-146                   | 17   | CEL-DEK/GLAS-DEK     | 23   |
| OPTI-BAR          | 10   | CL-100                   | 17   | BUTLE TAPE           | 23   |
| PVC LATH          | 11   | PVC LOUVERS              | 17   | GALVANIZING SPRAY    | 24   |
| TURBO SPLASH      | 11   | <u>MECHANICAL</u>        |      | VULKEM               | 24   |
| PI-BAR            | 11   | BLOWER WHEEL             | 18   | CLA-VAL              | 24   |
| OPTI-GRID         | 12   | BEARINGS & BELTS         | 18   | AMCOT COOLING TOWER  | 25   |
|                   |      | SHEAVES                  | 18   | ANTI-SPLASH          | 25   |
|                   |      |                          |      | RYDLYME              | 25   |
|                   |      |                          |      | EZ-FLOAT             | 26   |

**TYPICALLY USED IN BAC AND MARLEY UNITS**


## CROSS-FLOW FILL MEDIA

### **XF-75**



XF-75 Cross-flow fill media uses a herringbone surface design engineered to distribute water evenly over the entire fill area for high thermal performance.

### **XF-75-IL**



XF-75 IL Cross-flow fill media uses a herringbone surface design engineered to distribute water evenly over the entire fill area for high thermal performance. This fill media combines an integral louver into the design.

### **XF-75-ID**



XF-75 ID Cross-flow fill media uses a herringbone surface design engineered to distribute water evenly over the entire fill area for high thermal performance. This fill media combines an integral drift eliminator into the design.

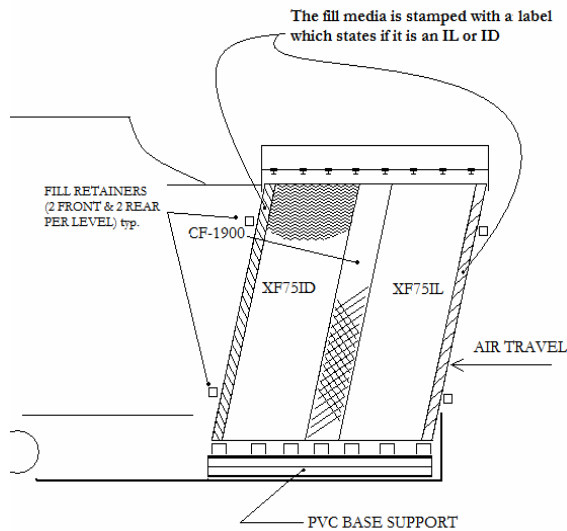
# CROSS-FLOW FILL MEDIA

## FILL SUPPORTS



FILL BASE SUPPORT is constructed of Heavy Duty UV stabilized PVC material and is specifically designed to support the fill media pack only underneath the designed contact points. Our base supports have an outstanding resistance to chemical degradation including alkali, acids and biological attacks.


Notes: \_\_\_\_\_  
\_\_\_\_\_  
\_\_\_\_\_  
\_\_\_\_\_  
\_\_\_\_\_  
\_\_\_\_\_  
\_\_\_\_\_



**TYPICALLY USED IN BAC AND EVAPCO UNITS**

## COUNTER-FLOW FILL MEDIA

### CF-1900



CF-1900 Cross Fluted Fills improve water distribution by splitting the water stream as it descends through the fill pack. The CF-1900 splits the water stream 8 times in a 12" vertical path. High performance and low pressure drop are simultaneously achieved through engineered flute/microstructure design.

### CF-1900 MA



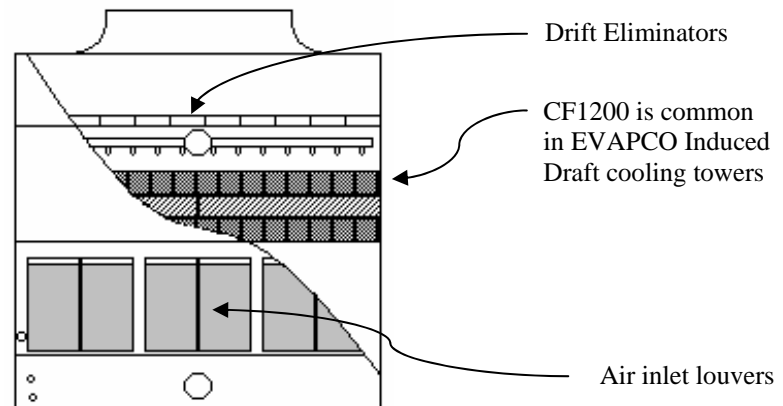
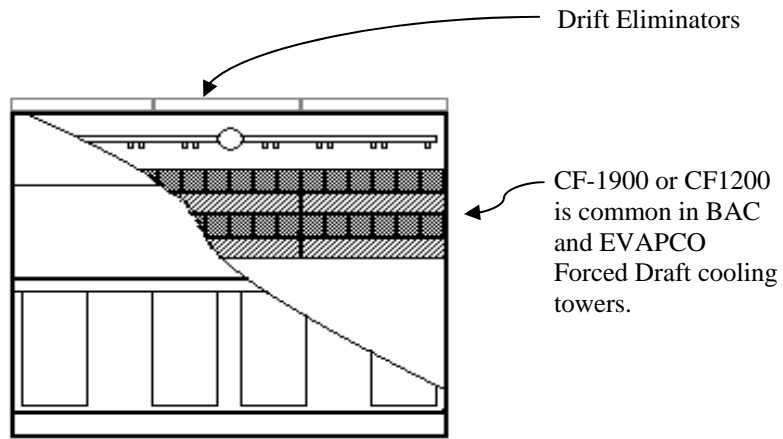
CF-1900 MA Cross Fluted Fill is a mechanically assembled, glue-free fill media pack. The CF-1900 MA is the popular choice for field-erected or package counter-flow cooling towers where field fill media assembly is required.

### CF-1200




CF-1200 Cross Fluted Fills improve water distribution by splitting the water stream as it descends through the fill pack. The CF-1900 splits the water stream 10 times in a 11.8" vertical path. High performance and low pressure drop are simultaneously achieved through engineered flute/microstructure design.

Notes: \_\_\_\_\_  
\_\_\_\_\_  
\_\_\_\_\_  
\_\_\_\_\_  
\_\_\_\_\_  
\_\_\_\_\_




**TYPICALLY USED IN FIELD ERECT TOWERS**

**VF-3800**




VF-3800 is a Vertical Flow Fill media with large openings that product the higher water velocities necessary to create an anti-fouling environment in the fill.

**VF-19-PLUS**



VF-19 PLUS is a Vertical Flow Fill media with large openings that produce higher water velocities necessary to create an anti-fouling environment in the fill. An engineered micro-structure to the flute has been added to improve water distribution and thermal mixing

**OF 21-MA**



Offset Vertical Fill combines the low-fouling characteristics of vertical flow with the enhanced water distribution of cross-fluted designs.



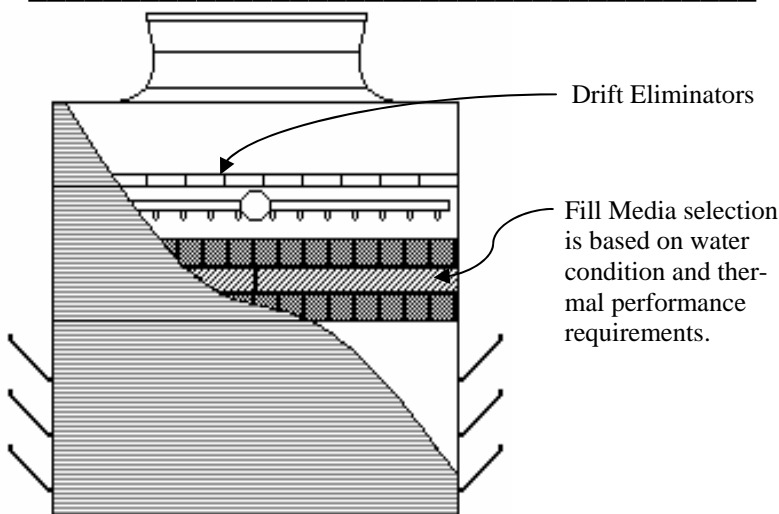
# COUNTER-FLOW FILL MEDIA

## CF-3000



CF-3000 Cross Fluted Fills improve water distribution by splitting the water stream as it descends through the fill pack. The CF-1900 splits the water stream 5 times in a 12" vertical path. High performance and low pressure drop are simultaneously achieved through engineered flute/microstructure design.

Notes: \_\_\_\_\_  
\_\_\_\_\_  
\_\_\_\_\_  
\_\_\_\_\_  
\_\_\_\_\_  
\_\_\_\_\_  
\_\_\_\_\_



**TYPICALLY USED IN FIELD ERECT TOWERS**

**TYPICALLY USED IN FIELD ERECT TOWERS**


## COUNTER & CROSS FLOW FILL MEDIA

### **KELLY BAR**



This Classic design maximizes practicality and can be orientated parallel or perpendicular to airflow and in any standard fill arrangement, depending on thermal requirement.

### **V-BAR**



V-Bar splash fill media, field proven for over 30 years, is a durable high-performance PVC replacement for wooden splash fills and OEM splash fills.

### **OPTI BAR**




Opti-Bar allows more water surface area to be exposed and has a low air pressure drop which maximizes the air water interface at reduced horsepower. This patented design offers the unique characteristic of preventing the water droplets from streaming.

**PVC LATH**




Lath PVC fill media is a lightweight, strong PVC replacement for wooden lath in cross-flow or counter-flow cooling towers.

**TURBO SPLASH**



Splash media assemblies with hinged panels that can be installed in horizontal and vertical arrays for high thermal performance in counter-flow and cross-flow cooling tower applications. Used in the Power, Refining and Petrochemical facilities .

**PI BAR**



PI BAR Splash Fill Media is designed for extra-dirty water application where a 2” wide bar is desired. The domed top and sloping legs help shed accumulation of solids while improving the splash effects.

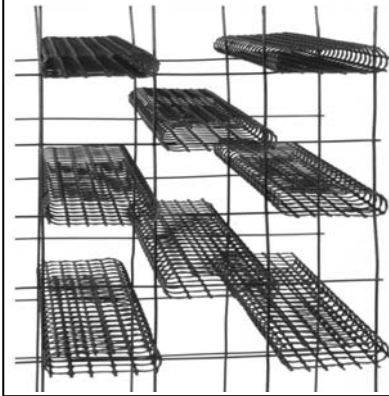
**COUNTER & CROSS FLOW FILL MEDIA**

**OPTI GRID**



OPTI-GRID is a non-fouling, polypropylene splash fill media and is manufactured in standard 2' x 2' or 2' x 4' modules. The grids are supported in uniformly spaced tiers throughout the cell width and length, on stainless steel wires hung from supports installed under the water distribution system.

**WIRE MESH**



Welded wire with uniform grid size and are corrosion resistance. Hangers are available in galvanized, PVC coated or stainless steel mesh. Standard grids in a variety of gauges, straight or racked are available.

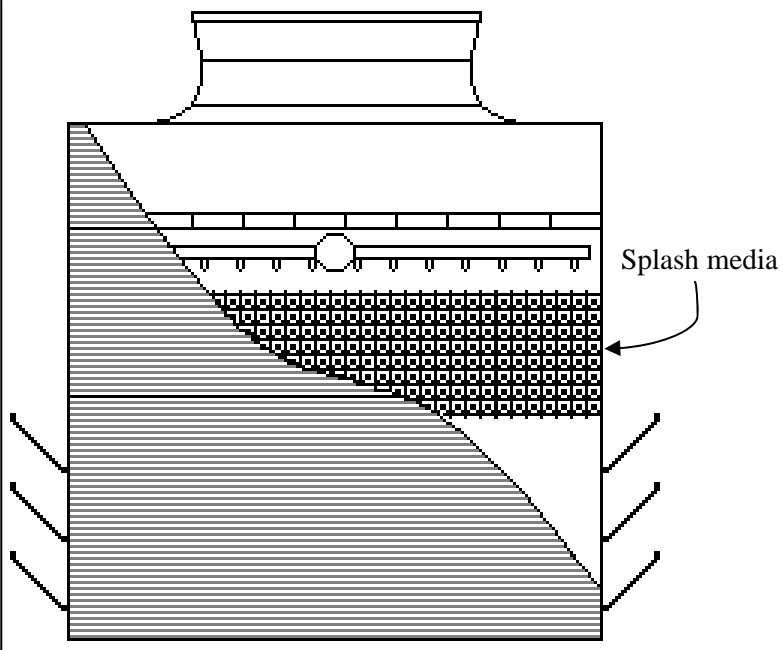
**ACCU GRID**



24" x 24" walk way panels provide a durable, high traction layer of protection for the fill media from worker/operation foot traffic and hydraulic impact from the spray nozzles

# COUNTER & CROSS FLOW FILL MEDIA

Notes: \_\_\_\_\_  
\_\_\_\_\_  
\_\_\_\_\_  
\_\_\_\_\_  
\_\_\_\_\_  
\_\_\_\_\_  
\_\_\_\_\_



## **DRIFT ELIMINATORS**

### **EL-100**



The EL-100 Drift Eliminator is designed for strength. Brass rods run through the blades to insure solid construction. The EL-100 is made to be pressure washed and has less adherence for dirt, slime and algae than other eliminators. Various sizes available.

### **DE-120**



These drift eliminator blades are held together by a one piece end cap that is glued to the blades. Various sized are available. The more open 1.200" blade spacing allows for high performance at a low pressure drop.

### **DE-97**



These drift eliminators are used in most package units as an OEM style drift eliminator. Blades are held together by a one piece end cap that is glued to the blades. Various sized are available. This product differs due to the directional lip of the blade.

# DRIFT ELIMINATORS

## DE-80




These drift eliminators are used in most package units as an OEM style drift eliminator. Blades are held together by a one piece end cap that is glued to the blades. Various sized are available.

## XF-75 MAX



Cross-flow Cellular Drift Eliminators are specifically designed to achieve maximum drift removal efficiency in cross-flow tower applications by providing an upward flow path and discharge angle of 40° to 55° from horizontal.

## CF-80 MAX




Counter-flow Cellular Drift Eliminator are specifically designed to achieve maximum drift removal. These drift eliminator are design for both counter-flow and cross-flow cooling towers.

**TYPICALLY USED IN FIELD ERECT TOWERS**

## **DRIFT ELIMINATORS**

### **CF-150 MAX**



Cross-flow Cellular Drift Eliminators are specifically designed to achieve maximum drift removal in counter-flow tower application while keeping pressure drops significantly lower than in cellular drift eliminator designed for cross-flow towers.

### **XF-80 MAX**



Cross-flow Cellular Drift Eliminators are specifically designed to achieve maximum drift removal efficiency in a cross-flow tower

### **OPTI WAVE**



Opti-Wave drift eliminators have extruded PVC sine wave profiles 50 mm thick with upper and lower edges reinforced to provide extra stiffness for long spans with minimum deflection. Product ships unassembled and is easy to assemble.



# AIR INLET LOUVERS

## CL-146



Air Inlet Louvers frame are made from PVC or Stainless steel. Replaces inlet louvers in a wide variety of new and retrofit applications, including air inlet louvers for both package and field erect cooling towers

## CL-100



CL-100 was use as an inlet louver for most EVAPCO AT Series cooling towers. BAC PT2 and many other cooling towers brands utilizes the CL-100 simple design . CL-100 can be cut to custom sizes both height and width.

## PVC LOUVER



SL-1000 & SL1080 louvers are made from rugged and durable PVC. They are a perfect replacement for the convention cement asbestos or fiberglass blade-type corrugated louvers that are used in induced draft cooling towers.

**TYPICALLY USED ON BOTH PACKAGE & FIELD ERECT TOWERS**

# MECHANICAL

## BLOWER WHEEL



Galvanized Blower wheels for both BAC and EVAPCO cooling towers. Sizes range from 15", 22" and 30" diameters. Most sizes are in stock and ready to ship.

## BEARING & BELTS



Shaft bearing and fan belts for all type of cooling towers. Most sizes are in stock. Banded fan belt also available.

## SHEAVES



All styles of sheaves available including Aluminum, and composite with the associated bushings.

# MECHANICAL

## GEAR REDUCERS



Right Angle Gear Drives produced for cooling tower and air fin heat exchangers . Single reduction and double reduction are available for most types of cooling towers

## DRIVE SHAFTS



Drive shaft are made from stainless steel or composite material. The composite drive shafts are approximately half of the stainless steel weight.

## COUPLINGS



Drive Shaft Couplings and Grommets used on drive shafts described as “floating” shafts. Rexnord, Falk, Addax and Woods are in stock and ready to ship.

# MECHANICAL

## HUDSON FANS



Hudson fans are built with uncompromising attention to quality. They are the standard for commercial, industrial, and utility applications, offering a combination of performance, strength, endurance and reliability unmatched by other fan blades.

## FLOAT VALVES



FLOAT VALVES and float assemblies. Valve sizes range from 1/2", 3/4", 1", 1-1/2", 1-3/4" and 2". Larger sizes are available. These valves are typically a direct replacement of the OEM valve.

## NOZZLES



OEM as well as after-market nozzles and grommets are available for most cooling towers.

# MECHANICAL

## MOTORS



Standard 1 and 2 speed motors available in single or two windings. Premium Efficiency VFD rated electric motors also available.

## PUMPS



Scot recirculation and centrifugal pumps are available in a variety of GPM and HP. Seal and rebuild kits are also

## VIBRATION SWITCH



Murphy and Robertshaw Vibration switches for both package and field erect cooling towers.

## MISCELLANEOUS

### LUMBER



Red wood and Douglas fir lumber that meets Cooling Technology Institutes strict standards. Structural Redwood is grade stamped and meets CTI STD 103 specs.

### FAN STACKS



FRP fan stacks available in a variety of dimension as well as heights.

### FLOW CONTROL



Flow control valve are available in stainless steel, epoxy coated or galvanized. Various sizes are obtainable.

## MISCELLANEOUS

### FASTENERS



FASTENERS are hex head and are hot dip galvanized. The fasteners range in sizes from 3/16" x 3/8", 3/8" x 3/4", 3/8" x 1". The stainless steel nails come in a variety of sizes and sold by the box.

### CEL-DEK/GLAS-DEK



MUNTERS CELdek is a high efficiency evaporative cooling media that is engineered to provide maximum cooling and humidification as well as a low pressure drop. Depths from 4" to 24", width of 12", and heights form 12" to 72"

### BUTYL TAPE



BUTYL TAPE is a self adhesive tape made from butyl and is used as a water tight bond between two pieces of sheet metal. Order singles rolls or full cases.

## MISCELLANEOUS

### ZRC SPRAY



ZRC Cold Galvanizing Compound is sold in 12oz cans and 1 gallons pails. Idea for localized coating on a rusting cooling tower.

### VULKEM



Polyurethane sealant is a one parts caulking gun grade sealant used to seal the seams on the interior of the cooling tower.

### CAL-VAL



Cla-Val products has served the Waterworks, Fire protection and Aviation fueling industries since 1936 and continues to products. CTP offers a complete line of CLA-VAL from pipe strainers to air valves.



## MISCELLANEOUS

### AMCOT



Fiberglass cooling tower that range from 3 tons up to 1500 tons. Fiberglass construction with stainless steel hardware. Tower up to 500 tons are in stock in the Rancho Cucamonga, CA facility.

### ANTI SPLASH



The ADL-800 Anti Splash louver fits both RSD and AMCOT cooling towers. Easy to install using our stainless steel hardware kit

### RYDLYME



RYDLYME is specifically designed to dissolve the toughest water scale, lime, mud and rust deposits from virtually any piece of water based equipment. This powerful, yet totally safe, liquid descaler is non-toxic, non-injurious, non-flammable, non-hazardous, non-corrosive and BIODEGRADABLE.

The *EZ Float* is the ideal Stainless Steel float valve assembly for:

*Evaporative Condensers  
Cooling Towers  
Remote Sumps  
Fluid Coolers  
Open Tanks*

- *EZ Adjustment.*
- *EZ Inspection.*
- *Consistent Water Level.*
- *Reduced Chemical Loss.*
- *Reduced Water Overflow.*
- *Reduced Maintenance and Operating Cost.*
- *Non-Corrosive and Non-warping Construction.*
- *Not Effected by Air or Water Turbulence.*
- *Cost Effective\**

# **EZ-FLOAT**

**EXTERNAL FLOAT VALVE ASSEMBLY**



***Saves Water***





**625 South Palm Street  
Suite F  
La Habra, CA 90631**

**Office: 562-694-3470  
Fax: 562-690-8191  
Toll Free: 800-875-7996  
[www.ctptowerparts.com](http://www.ctptowerparts.com)**

